

These tasks are on the assessment page in your book. Work your way through them adding annotation as you go that explains your thoughts and link closely to the theme of Day of the Dead. Remember to produce your highest quality work that shows your artistic/creative skills.

1/2	Initial ideas	HW - Work into your initial ideas. Ensure you have 4 different ideas and you have refined your drawing, included notes and analysis explaining what you have done and how it links to the theme.	
-----	---------------	--	--

- complete your initial ideas to a high standard – including tonal values to create 3D form and blended colour.

2/3	Artist research	HW - Artist research - select an artist that relates to the theme. Collect images and make notes to link to the theme and explain how his work might inspire you. Create at least 2 drawings/responses based on the artist's style/technique.	
-----	-----------------	---	--

- ARTIST STUDY - Research and select an artist who might use the DOTD theme/imagery within their work. Include drawings of their work and clear information as well as your own analysis of the work. Use the SOLO sheet attached to complete this in detail.

1/2/3	Researching	HW - Take photographs of candles and flowers and bring to lesson printed out. You will use these to create a fine detail painting.	
-------	-------------	--	--





- You should create a number (4+) sketches from your photographs of candles/flowers in preparation for a detailed painting on your return. You could also manipulate your photos, print them off and draw from them to develop creative ideas. (Snapseed is a good free app you can download)



Use these questions to analyse your work and the work of artists – linking closely to the theme of DOTD.

## Art SOLO – Art Questions



Stage	Description	Descriptive verbs	Make your notes here.....
 <p><b>Extended abstract</b></p>	You can apply your knowledge on this topic to other topics you have studied elsewhere, showing how they link together.	Evaluate Generalise Predict Create Justify Suggest	<ul style="list-style-type: none"> <li>• What do you think is the most important part of the artwork?</li> <li>• What do you think is worth remembering about this artwork?</li> <li>• What is the artist trying to say?</li> <li>• Why do you think the artist is interested in this theme?</li> <li>• What do you think other people might think about this piece?</li> <li>• Can you suggest other themes this artwork could link to?</li> </ul>
 <p><b>Relational</b></p>	You can link the different things you know together to explain the 'big picture' on the topic.	Compare Explain Analyse Relate Apply	<ul style="list-style-type: none"> <li>• What effect does the tone/colour choice have on the piece?</li> <li>• What do you think the artist has used to inspire them?</li> <li>• Why do you think this artist made this artwork?</li> <li>• What would happen to this artwork if you changed the colours?</li> <li>• Does the artwork remind you of anything?</li> </ul>
 <p><b>Multi-structural</b></p>	You are aware of several pieces of information to do with this topic, but can't link them together without help.	Classify Describe List	<ul style="list-style-type: none"> <li>• What interests you most about the artwork?</li> <li>• What words would you use to describe the artwork?</li> <li>• Describe how colour/tone is being used in the piece.</li> <li>• Is there anything in the artwork that can tell you about what time period it was created in?</li> <li>• Explain how this artwork links with your work...</li> </ul>
 <p><b>Uni-structural</b></p>	You know one or two isolated bits of information about the topic.	Identify Recall Define Name State	<ul style="list-style-type: none"> <li>• What kinds of things can you identify in this artwork?</li> <li>• What <u>words</u> would you use to describe the artwork?</li> <li>• <u>Where</u> are the different elements in the work?</li> <li>• What <u>colours</u> can you see?</li> <li>• Is <u>tone</u> used?</li> </ul>