

	Task	What you need to do
<i>A range of initial ideas.</i>	<ul style="list-style-type: none"> Initial ideas - x4 Based on research, theme, artists. Be inspired by your research into the theme and the artist studies you have completed. Bring images together to make highly creative ideas for development. 	Complete your initial ideas based on your research (Artist and theme)
<i>Explore how your idea looks using different materials - ALWAYS CHANGE SOMETHING TO MAKE IMPROVEMENTS.</i>	<ul style="list-style-type: none"> Media Trials – LOTS OF THIS! (Select a variety of different materials) <p>You will be able to see how your idea is developing/changing through the influence of the artists you have researched and how different materials can change the mood/feel of your idea.</p> <p>A swift way to generate a number of developments is through digital manipulation of found/original images.</p>	<p>Select different media to trial out a number of different ideas that you have.</p> <ul style="list-style-type: none"> Change the composition, colour scheme, what's in the image, media..... <p>SNAPSEED is a good, free, app you can use to manipulate your photographs on.</p>
<i>Final plan for your selected idea.</i>	<ul style="list-style-type: none"> Final plan - drawing with colour / annotation to link your idea to the theme/artists. Your final plan will clearly show your influences and be the result of your research into the theme/artists/materials. 	When you have completed your media trials, and have exhausted your ideas, select the one idea that is most successful to be your final one. This is the one that you will complete in the 10 hour exam. Remember to ensure it shows off your skills and is robust enough to take 10 hours to complete.

Hi there! I hope you're all well.

Obviously we are not doing the 10 hour timed exam but you should continue to work into your sketchbook. (If you have left it at school you can still work on paper and I can add it later) As we have CW and were nearing the time of the exam we might well be asked to show evidence of work to corroborate the PG given from your teacher so you should continue to work hard to complete the sketchbook up to the point of a final design.

If I need the sketchbooks returned, we will organise that as and when. No need to worry about that at this point.

Keep in touch via the school email, we'd love to hear from you.

ANNOTATION

WHEN TALKING ABOUT YOUR OWN WORK,
TRY TO SAY:

- ★ **WHAT** you have done
- ★ **HOW** have you done it
- ★ **WHAT** inspired you
- ★ **WHY** is it successful
- ★ **IS** there anything that you would change

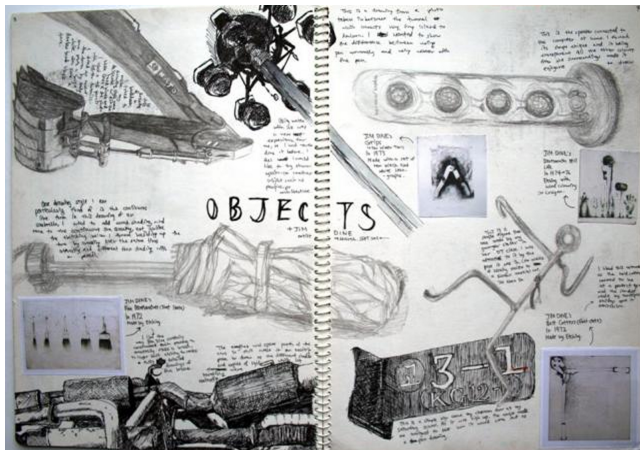
SENTENCE STARTERS

USE THESE TO HELP YOU GET STARTED

- In this piece of work I have...
- I have created this piece by...
- I was inspired by...
- The successful parts of my work are...
- The areas I could change in my work are...







Quality examples of annotation....



Art SOLO – Art Questions



Stage	Description	Descriptive verbs	Make your notes here.....
 <p>Extended abstract</p>	<p>You can apply your knowledge on this topic to other topics you have studied elsewhere, showing how they link together.</p>	<p>Evaluate Generalise Predict Create Justify Suggest</p>	<ul style="list-style-type: none"> • What do you think is the most important part of the artwork? • What do you think is worth remembering about this artwork? • What is the artist trying to say? • Why do you think the artist is interested in this theme? • What do you think other people might think about this piece? • Can you suggest other themes this artwork could link to?
 <p>Relational</p>	<p>You can link the different things you know together to explain the 'big picture' on the topic.</p>	<p>Compare Explain Analyse Relate Apply</p>	<ul style="list-style-type: none"> • What effect does the tone/colour choice have on the piece? • What do you think the artist has used to inspire them? • Why do you think this artist made this artwork? • What would happen to this artwork if you changed the colours? • Does the artwork remind you of anything?
 <p>Multi-structural</p>	<p>You are aware of several pieces of information to do with this topic, but can't link them together without help.</p>	<p>Classify Describe List</p>	<ul style="list-style-type: none"> • What interests you most about the artwork? • What words would you use to describe the artwork? • Describe how colour/tone is being used in the piece. • Is there anything in the artwork that can tell you about what time period it was created in? • Explain how this artwork links with your work...
 <p>Uni-structural</p>	<p>You know one or two isolated bits of information about the topic.</p>	<p>Identify Recall Define Name State</p>	<ul style="list-style-type: none"> • What kinds of things can you identify in this artwork? • What <u>words</u> would you use to describe the artwork? • <u>Where</u> are the different elements in the work? • What <u>colours</u> can you see? • Is <u>tone</u> used?

